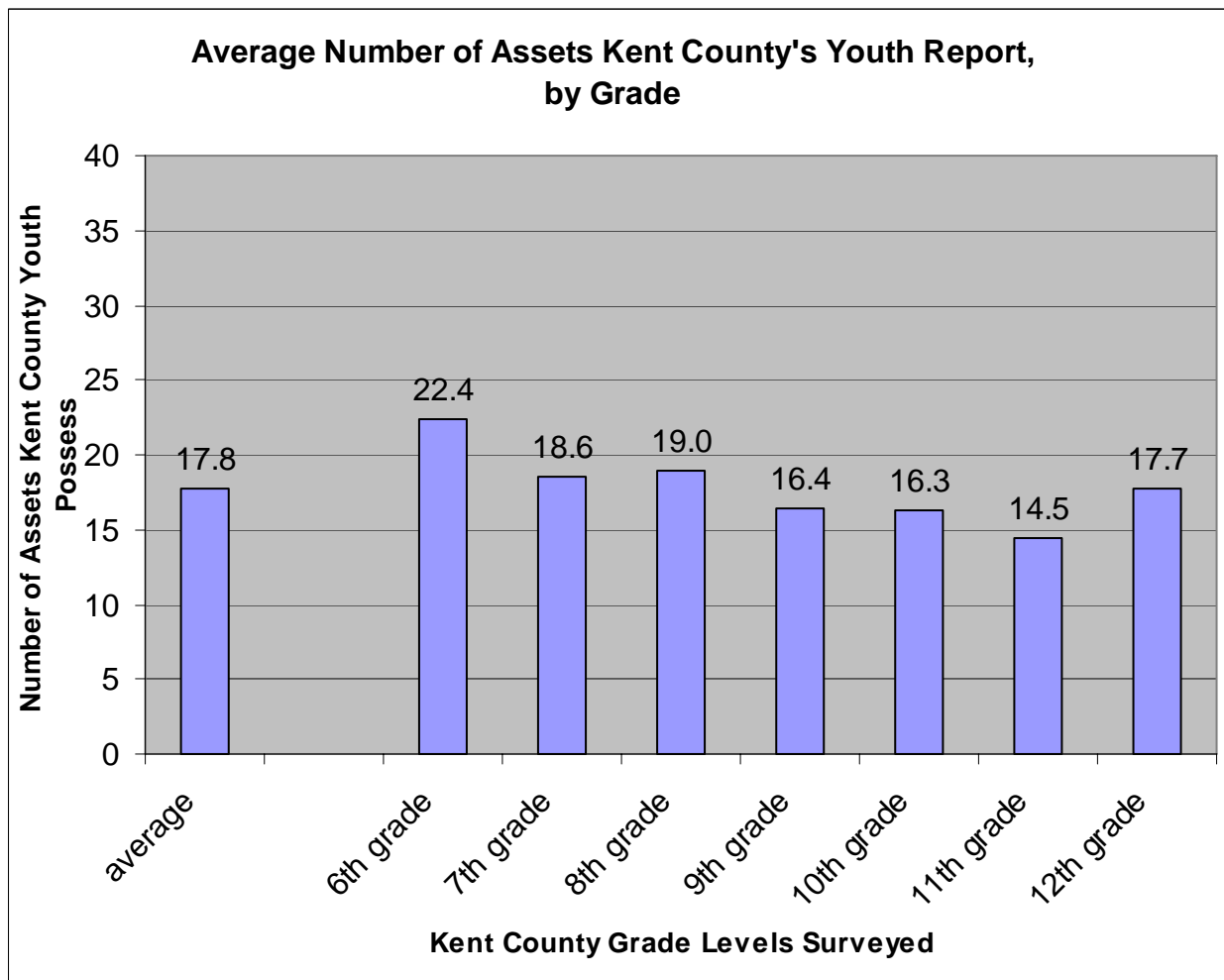


Average Number of Assets Reported by Our Youth in Kent County

Most young people in the United States – regardless of age, gender, or region of the country – experience too few of the 40 assets. Search Institute’s research on adolescents consistently has shown a small, but observable, decrease in assets among older adolescents (9th- through 12th- grade youth) as compared with young adolescents (6th- through 8th- grade youth). If the average number of assets in some Kent County grades is particularly low compared to other grades, it may suggest a need to examine more closely what is happening at that grade level. Here is the average number of assets reported by youth in Kent County at each grade level:

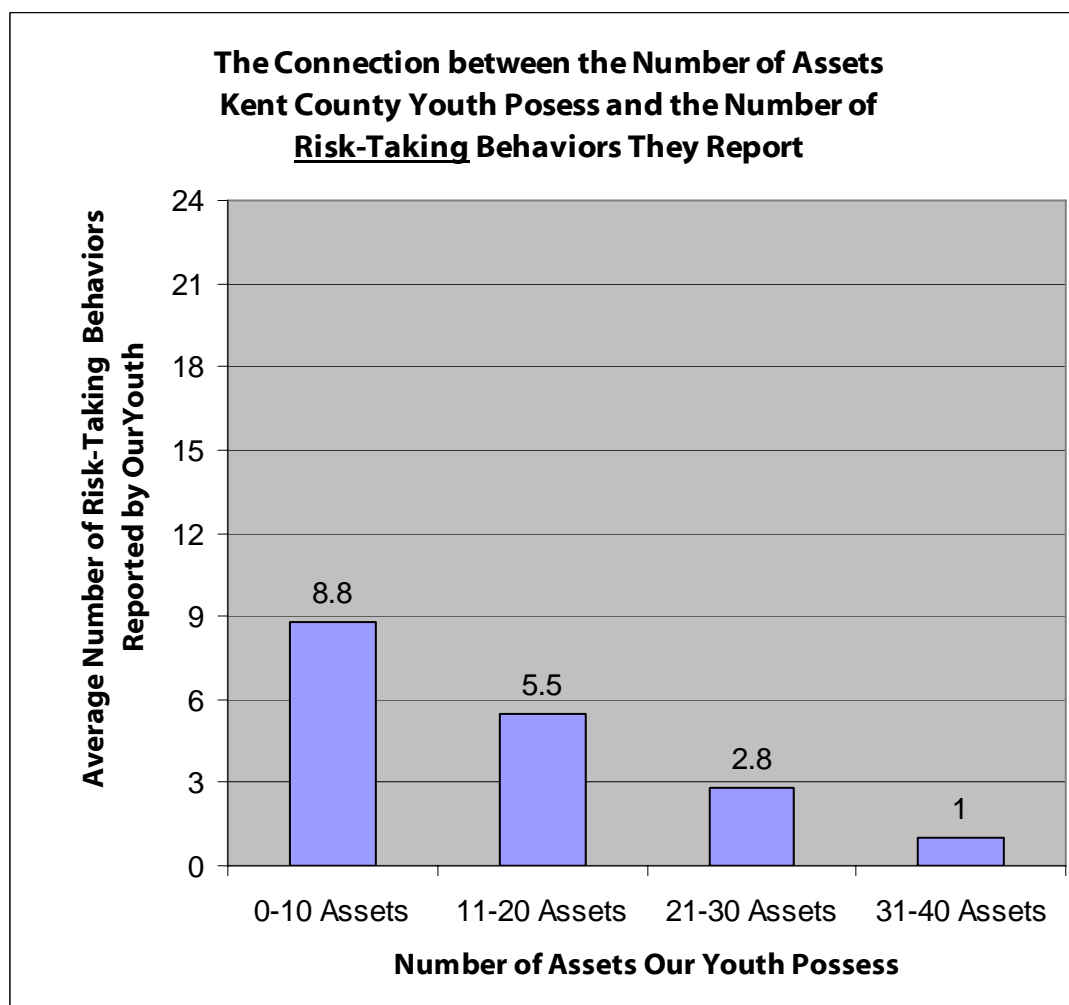


Source: *Developmental Assets: A profile of Your Youth – Kent County Schools*, March 2005. The Search Institute is the source of the information and the developer of the framework of Developmental Assets.

The Power of Assets to Protect Kent County Youth Against Risk-Taking Behaviors

This figure shows the power of assets to protect our youth from risk-taking behaviors. Search Institute's research consistently shows that kids with higher levels of assets are involved in fewer risk-taking behaviors. Each vertical bar shows the average number of 24 risk-taking behaviors reported by our youth in Kent County, grouped by asset level (0-10, 11-20, 21-30, 31-40).

The 24 risk-taking behaviors are: alcohol use, binge drinking, smoking, smokeless tobacco, inhalants, marijuana, other illicit drugs, drinking and driving, riding with a driver who has been drinking, sexual intercourse, shoplifting, vandalism, trouble with police, hitting someone, hurting someone, use of a weapon, group fighting, carrying a weapon for protection, threatening physical harm, skipping school, gambling, eating disorders, depression, and attempted suicide.

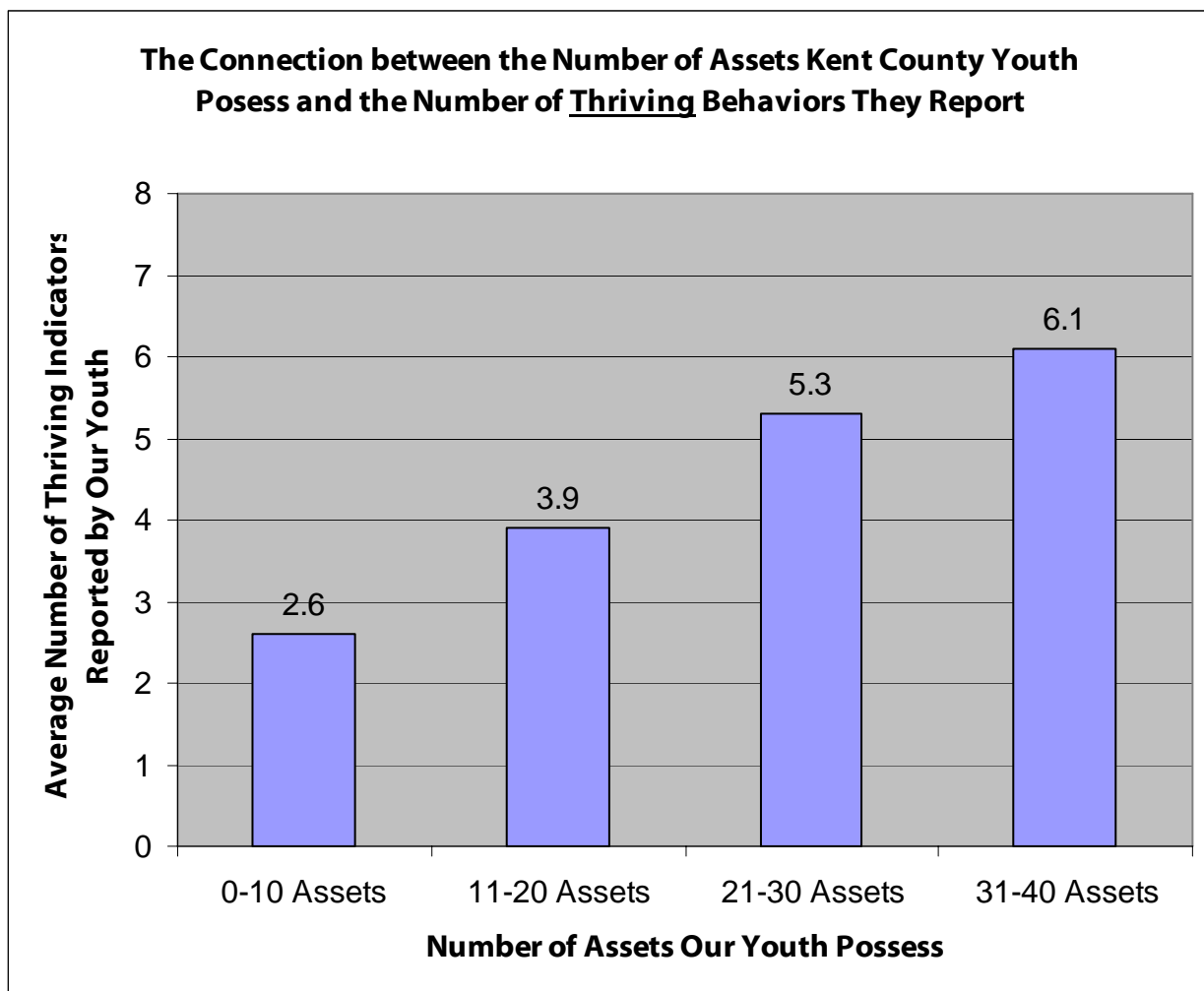


Source: *Developmental Assets: A profile of Your Youth – Kent County Schools*, March 2005. The Search Institute is the source of the information and the developer of the framework of Developmental Assets.

The Power of Assets to Promote Thriving, Healthy Indicators Among Kent County's Youth

This figure shows the power of assets to promote thriving indicators among kids in Kent County. Search Institute's research consistently shows that youth with higher levels of assets are more likely to report thriving indicators. Each vertical bar shows the average number of eight thriving indicators among all youth, grouped by asset level (0-10, 11-20, 21-30, 31-40).

The eight thriving indicators are: school success, informal helping, valuing diversity, maintaining good health, exhibiting leadership, resisting danger, impulse control, and overcoming adversity.



Source: *Developmental Assets: A profile of Your Youth – Kent County Schools*, March 2005. The Search Institute is the source of the information and the developer of the framework of Developmental Assets.