

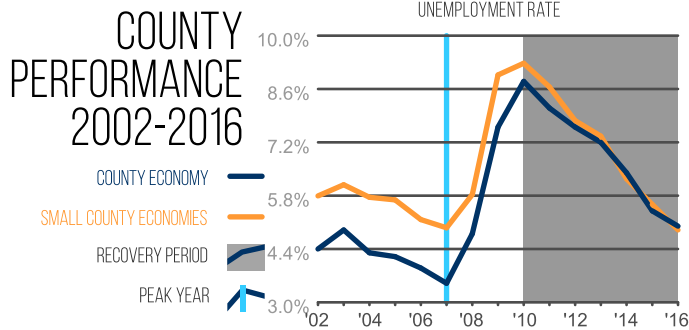
# COUNTY ECONOMIES 2016

## KENT COUNTY, MD

### UNEMPLOYMENT RATE CHANGE

**2015-2016**

**-0.4PPS**



**RECOVERED BY 2016**

**NO**

### SIZING UP 2016

POPULATION, 2015	<b>19,787</b>
UNEMPLOYMENT RATE, 2016	<b>5.0%</b>
REAL GDP, 2016, IN 2009 DOLLARS	<b>\$765.0 Million</b>
AVERAGE REAL WAGES, 2016, IN 2009 DOLLARS	<b>\$24.1 Thousand</b>

Kent County, MD has a county government.

Kent County is a small county not in a metropolitan or micropolitan area.

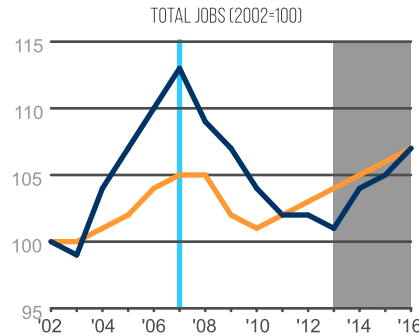
DEFINITION OF TERMS: (Data Sources: Woods & Poole Economics, Inc., 2016 Data and U.S. Census Bureau)

**Economic output (gross domestic product - GDP):** Total value of goods and services produced by a county economy, also known as GDP. **Jobs:** Total wage and salary jobs, whether full or part-time, temporary or permanent in a county economy. This is a measure of the number of jobs, not employed people, for all employers in a county economy, not only for the county government. **Median Home Sales Price:** Median sales prices of existing single-family homes in a county economy. **Unemployment Rate:** The proportion of the civilian labor force that is employed.

For more on the methodology and indicators, see the Key Terms document available at [www.NACo.org/CountyEconomies](http://www.NACo.org/CountyEconomies)

### JOBS GROWTH RATE

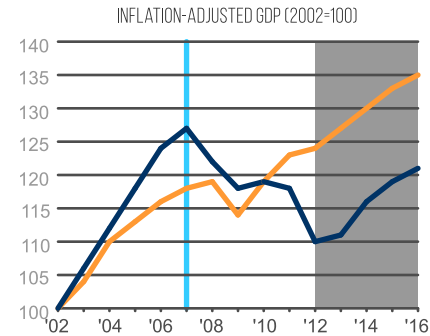
**1.5%**



**NO**

### ECONOMIC OUTPUT GROWTH RATE

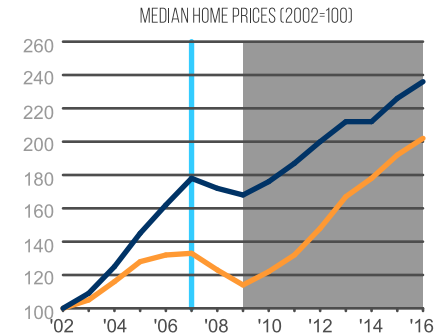
**2.3%**



**NO**

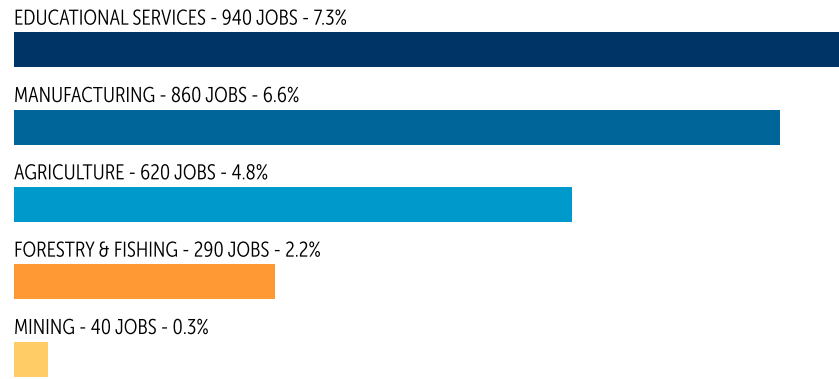
### MEDIAN HOME PRICES GROWTH RATE

**4.5%**



**YES**

### TOP FIVE SPECIALIZED INDUSTRIES, BY EMPLOYMENT, 2016



### MEDIA CONTACT

David Jackson  
Communications Director  
202.942.4271 | [djackson@naco.org](mailto:djackson@naco.org)

### QUESTIONS

Dr. Emilia Istrate  
Managing Director, Counties Futures Lab  
[research@naco.org](mailto:research@naco.org)

### FINDINGS

[WWW.NACO.ORG/COUNTYECONOMIES](http://WWW.NACO.ORG/COUNTYECONOMIES)

**#COUNTYECONOMIES**